

Eye of Africa



WELCOME

EYE Of AFRICA Residents

STEP 1

Download the App.

Click on the applicable store icon below or search for “BSS E-Visitor” on your device’s app store



[Download The APP Here](#)

This app is free

STEP 2

Register yourself by using your mobile

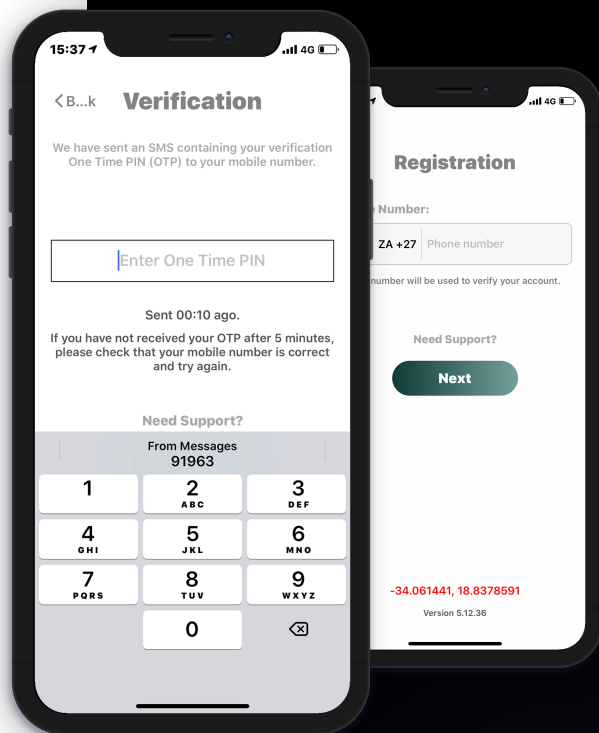
STEP 3

Enter OTP sent to you to complete your registration

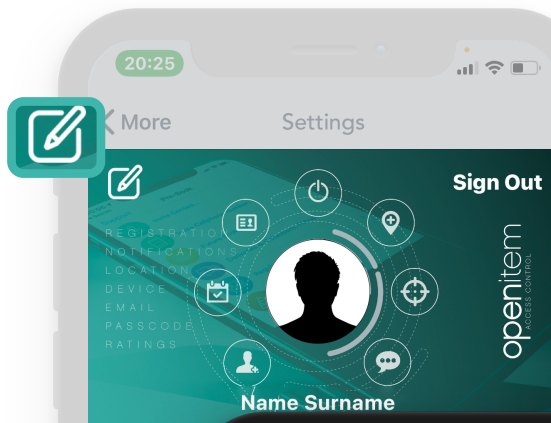
STEP 4

Enrol your Facial template.

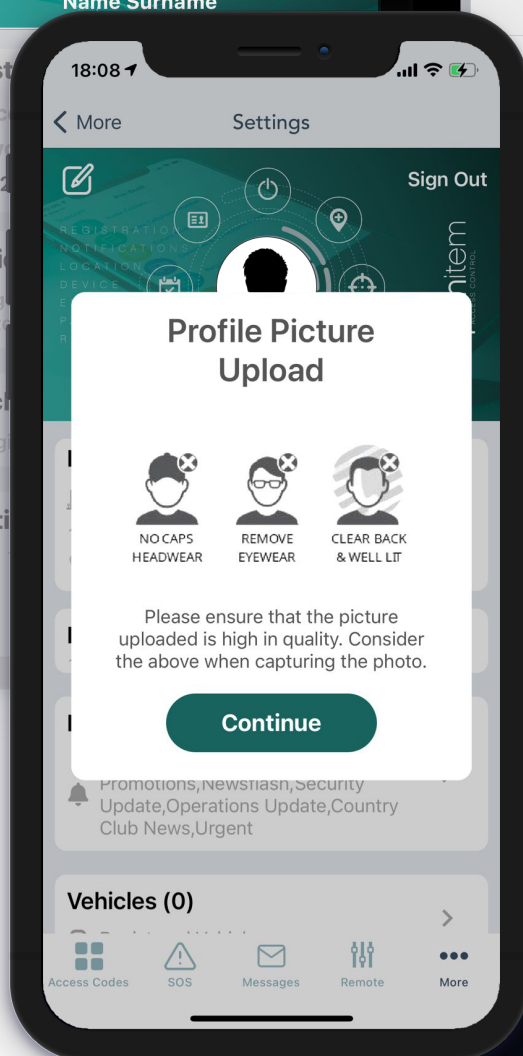
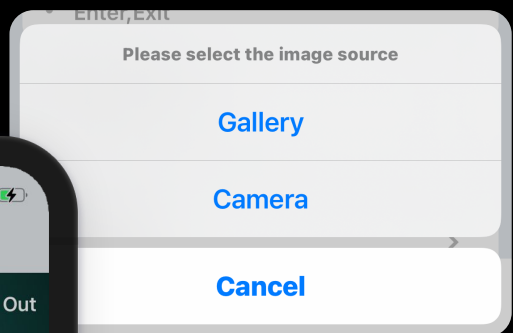
Follow the steps below.



Add Profile Picture FACIAL IDENTIFICATION



When uploading a profile picture, please adhere to the guidelines. User can either choose to capture new picture or use a picture on their device.



SETTINGS >
CLICK ON THE PICTURE TO
UPLOAD OR AMEND YOUR
CURRENT PICTURE >
FOLLOW THE STEPS AND SAVE

